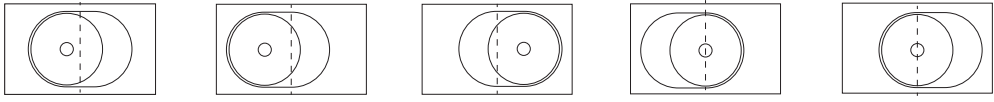
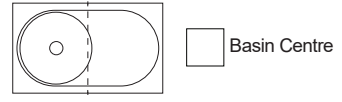
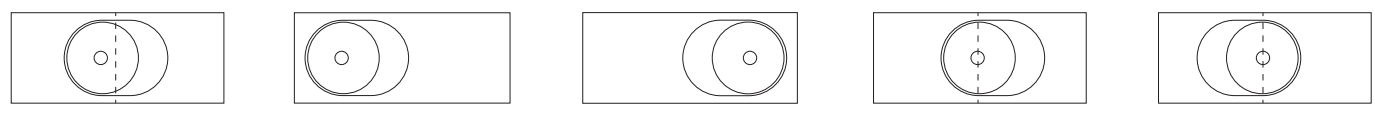
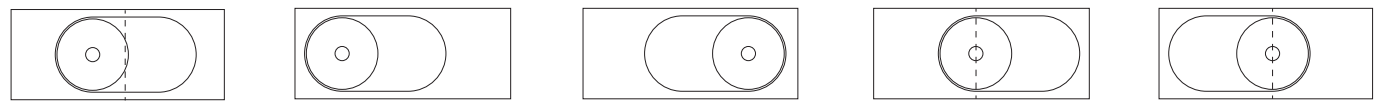
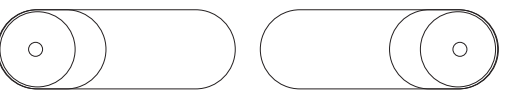
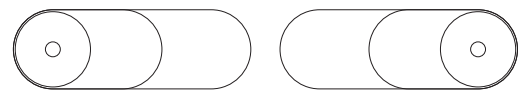
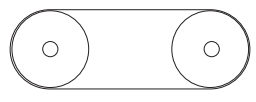
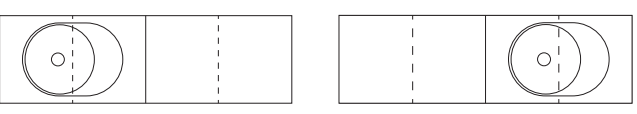
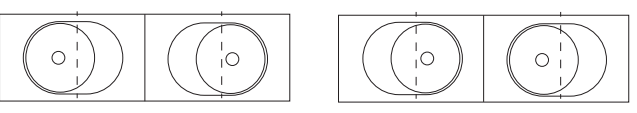
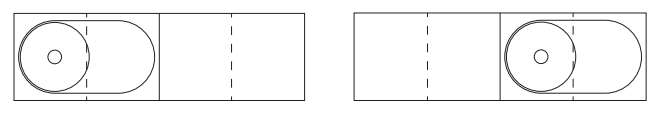
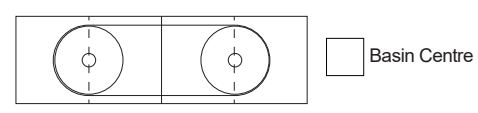


# Lune Furniture Order Form

**Cabinet Size, Basin and Bowl Configuration:** Please tick the box in diagram to select your cabinet size, basin and bowl configuration.

<p><b>Lune 800 Vanity - Rectangular</b></p> <p>Lune 550 Basin - can be installed with left or right hand bowl</p> <p> <input type="checkbox"/> Basin Centre                    <input type="checkbox"/> Basin Offset Left                    <input type="checkbox"/> Basin Offset Right                    <input type="checkbox"/> Waste Centre RH Bowl                    <input type="checkbox"/> Waste Centre LH Bowl             </p> 					<p><b>Lune 750 Basin</b> - can be installed with left or right hand bowl</p> <p><input type="checkbox"/> Basin Centre</p> 
<p><b>Lune 1200 Vanity - Rectangular</b></p> <p>Lune 550 Basin - can be installed with left or right hand bowl</p> <p> <input type="checkbox"/> Basin Centre                    <input type="checkbox"/> Basin Offset Left                    <input type="checkbox"/> Basin Offset Right                    <input type="checkbox"/> Waste Centre LH Bowl                    <input type="checkbox"/> Waste Centre RH Bowl             </p> 					<p>Lune 750 Basin - can be installed with left or right hand bowl</p> <p> <input type="checkbox"/> Basin Centre                    <input type="checkbox"/> Basin Offset Left                    <input type="checkbox"/> Basin Offset Right                    <input type="checkbox"/> Waste Centre LH Bowl                    <input type="checkbox"/> Waste Centre RH Bowl             </p> 
<p><b>Lune 1200 Vanity - Curved</b></p> <p>Lune 550 Basin - bowl positions are fixed</p> <p> <input type="checkbox"/> Basin Offset Left LH Bowl                    <input type="checkbox"/> Basin Offset Right RH Bowl             </p> 			<p>Lune 750 Basin - bowl positions are fixed</p> <p> <input type="checkbox"/> Basin Offset Left LH Bowl                    <input type="checkbox"/> Basin Offset Right RH Bowl             </p> 		<p>Lune 1200 Basin</p> <p><input type="checkbox"/> Basin Centre</p> 
<p><b>Lune 1600 Vanity - Rectangular</b></p> <p>Lune 550 Basin - can be installed with left or right hand bowl</p> <p> <input type="checkbox"/> Basin Offset Left                    <input type="checkbox"/> Basin Offset Right             </p>  <p> <input type="checkbox"/> Double Basin Bowls Outwards                    <input type="checkbox"/> Double Basin Bowls Inwards             </p> 		<p>Lune 750 Basin - can be installed with left or right hand bowl</p> <p> <input type="checkbox"/> Basin Offset Left                    <input type="checkbox"/> Basin Offset Right             </p> 			
		<p>Lune 1200 Basin - bowl positions are fixed</p>  <p><input type="checkbox"/> Basin Centre</p>			

Print name

Signature

Company

Date

Please sign both sides and email this form with your purchase order to [customerservice@omvivo.com](mailto:customerservice@omvivo.com)

## Lune Furniture Order Form

<b>Bench Top Finishes:</b> Please select the bench top finish for your cabinet by ticking the appropriate box		
Note: If pairing Lune 1200 curved vanity with Lune 1200 dbl basin, benchtop finish will match the drawer .		
<input type="checkbox"/> Walnut	<input type="checkbox"/> Beech	<input type="checkbox"/> Caesarstone® Cloudburst Concrete
<input type="checkbox"/> Caesarstone® Fresh Concrete	<input type="checkbox"/> Caesarstone® Sleek Concrete	<input type="checkbox"/> Custom Caesarstone® colour**
If the benchtop is a custom Caesarstone® colour, please clearly write the name. ....		
<small>*Due to the nature of Caesarstone® actual product may vary from samples shown. Variation in colour and pattern are in no way considered a fault. For further information please contact your local showroom consultant, Omvivo or Caesarstone®.                  **Speak to your consultant to order a custom Caesarstone® top. Additional manufacturing time may be required and charges apply.</small>		
<b>Drawer Finishes:</b> Please select your drawer finish for your cabinet by ticking the appropriate box		
<input type="checkbox"/> Walnut	<input type="checkbox"/> Beech	<input type="checkbox"/> Satin White <sup>1</sup>
<small><sup>1</sup> Satin White finish not available with Lune 1200 curved vanity.</small>		

**Terms and Conditions of Order:**

This cabinet will be made to your exact specifications. Cancellations or alterations to this order will not be accepted from the day the order is placed. The item is non returnable from the day of order and manufacturing will not begin until this custom-order form is signed and returned to Omvivo.

Allow approximately 4 weeks for manufacturing unless otherwise specified. Omvivo will not be held liable for any delay to supply this item.

I hereby understand and agree to the Terms and Condition as stated above

Print name <input style="width: 90%;" type="text"/>	Company <input style="width: 90%;" type="text"/>
Signature <input style="width: 90%;" type="text"/>	Date <input style="width: 90%;" type="text"/>

<b>For sales staff to complete</b>	P/O No <input style="width: 90%;" type="text"/>
Salesperson <input style="width: 90%;" type="text"/>	Showroom <input style="width: 90%;" type="text"/>

Please sign both sides email this form with your purchase order to [customerservice@omvivo.com](mailto:customerservice@omvivo.com)