






The Villa 380 semi inset basin is a sculptural piece with smooth flowing lines which will give your bathroom a contemporary luxurious feel. Taking inspiration from exotic locations around the globe, Villa evokes a tranquil, refined sentiment.

Manufactured from solid surface it has a smooth matt finish that is exceptionally hard wearing and durable.

Each Villa basin is supplied with a matching Cove Grey or White Haven solid surface pop up plug and waste.

SPECIFICATIONS

Finishes:



Cove Grey



White Haven

Material: Matt Solid surface

Overflow: No

Tap Holes: No

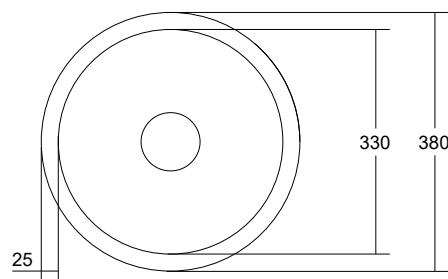
Waste Size: 32mm

Waste Supplied: Yes - 32/40mm with matching solid surface plug

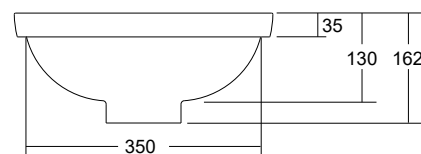
Weight: 4.6kg

Bowl Capacity: 7.5L

Top View



Side View



Dimensions are shown in millimetres. Due to the handcrafted nature of Omvivo products measurements are subject to a +/- 5mm manufacturing tolerance.



In Australia this product is available exclusively through Reece showrooms.