





The timeless elegance of the Pond™ basin is ideal for both contemporary and more traditional interiors. The vessel appears to float above the benchtop when installed with the spacer supplied, and is available in a range of solid surface colours.

SPECIFICATIONS

Finishes:




White



Cloud (D)



Aria Carrara (P)



Terrazzo (P)



Citadel Grey (P)

D: Deluxe
P: Premium

Material: Matt Solid surface - 100% Acrylic

Overflow: No

Tap Holes: No

Waste Size: 32mm

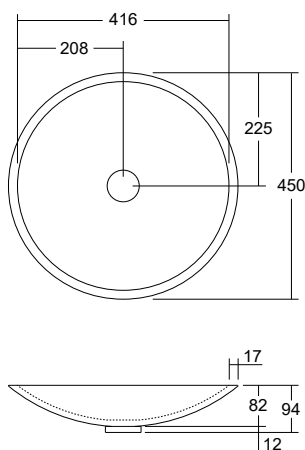
Waste Supplied: Yes - 32mm waste with matching solid surface plug and spacer

Weight: Pond™ 450 - 3.4kg

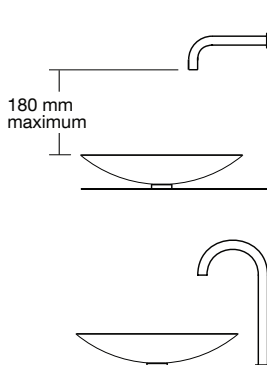
Bowl Capacity: Pond™ 450 - 3.1L

Faucet Details: For best results, select a spout/faucet with a cascade style aerator (no spray) that uses approx. 5 litres per minute with the water falling at a 90 degree angle to the surface of the vessel.

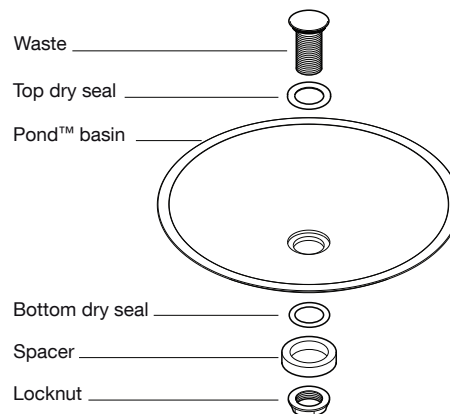
Pond™ 450



Faucet Details:



Components:



Dimensions are shown in millimetres. Due to the handcrafted nature of Omvivo products measurements are subject to a +/- 5mm manufacturing tolerance.